



SaaS Sales Compensation Policies & Practices Report

January 2021

Contents

Introduction

Plan Designs

- Caps
- Accelerators
- Multi-Year
- SPIFFs
- Front Line Managers

Sales Crediting

- Recognition & Timing
- Splits
- Early Renewals
- Non-Recurring Revenue
- New Logos
- Tools

Policy

- Mega Deals
- New Hire Ramp

Demographics

About Us



It's not about going
back; it's about preparing
for the future.

Introduction

Many SaaS organizations have closed out their year and have recently gone through compensation planning for this fiscal year. Nearly every organization will evaluate their sales compensation programs as a part of this process. As organizations evaluate their design, they'll likely focus on the performance metrics, accelerator tables, quotas, and pay levels. All of which are important design elements, and each with many available industry benchmarks. However, many organizations will not address the policies and practices that govern the overall compensation plan. Policies and practices are often the toughest questions related to the plan design. They're situational. They can be specific to your industry sector. They were likely put in place by legacy team members. They don't often change every year. It can be difficult to know if your company even needs certain policies. But your plan's policies and practices can have a huge impact on the behavior and performance of your sales team.

Specifically, our research addressed the most common questions we received related to:

- **Sales Crediting**
- **Mega Deals**
- **Accelerators**
- **New Hire Compensation**
- **And of course, Spiffs**

The goal of our research is to help your organization drive smarter decisions around these policies and practices. Simply put, we want to capture better insights on these questions with answers that typically start with "it depends...".

68%

have no policy governing 'Mega Deals'

67%

utilize Spiffs in their compensation Plan

49%

of respondents don't have a mechanism in place to compensate deals that are renewed early

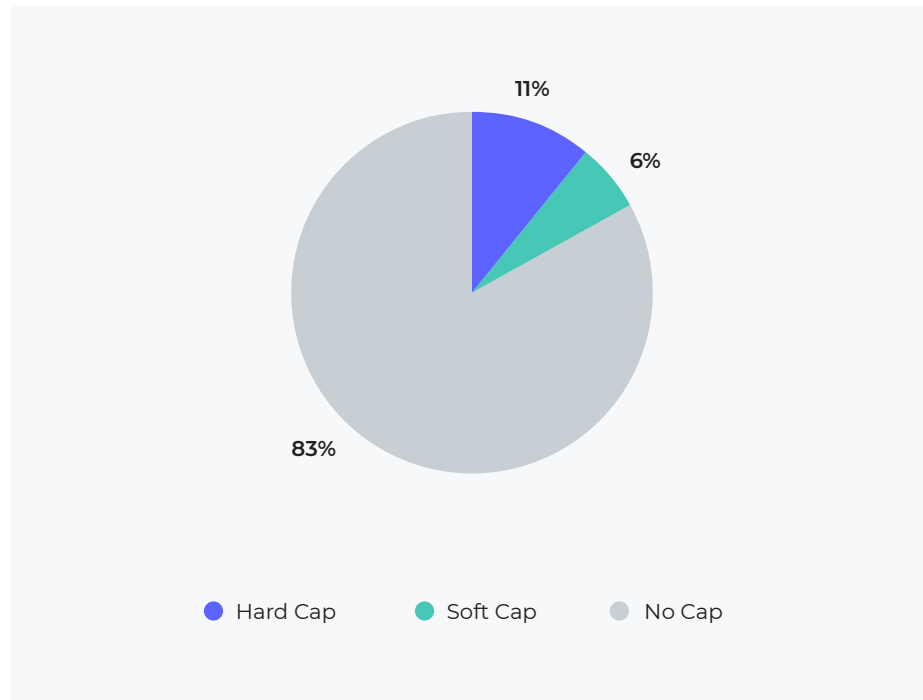
Plan Design: Caps

Caps are not a widely used practice in SaaS sales compensation, especially for companies with smaller ACVs.

While companies with larger ACVs (\$50k+) are 2x more likely to use caps than companies with smaller ACVs, only 25% of companies with larger ACVs have caps.

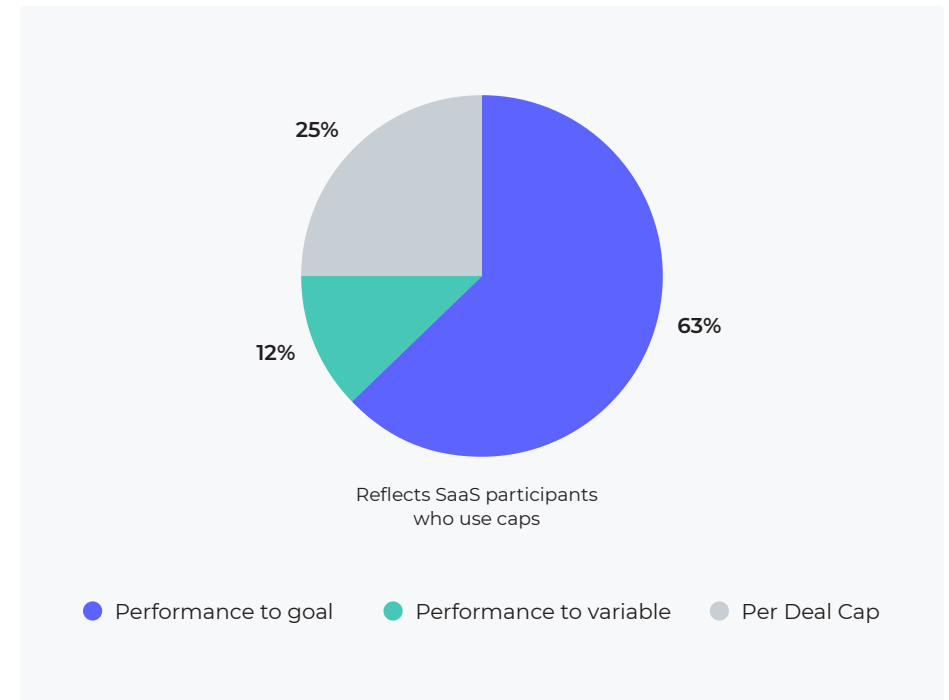
The hard cap limits upside versus the soft cap that pays a lower rate at a certain performance level.

Does your plan have a cap?



The most common practice of caps is to limit the performance to goal (i.e. at 200% of goal paid reduced/no amount) versus performance to variable (i.e. 3x target variable).

What is your cap based on?



Plan Design: Multipliers

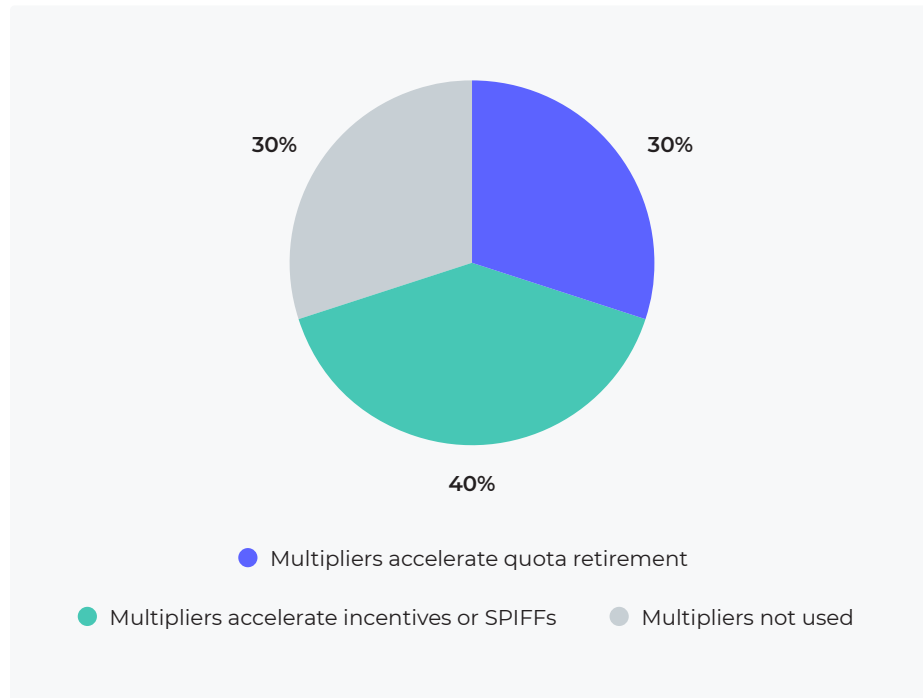
Multipliers are often used in incentive plans (60%) to accelerate quota retirement and/or accelerate incentives.

75% of companies with ACVs greater than \$25k use multipliers in some fashion in their compensation plans.

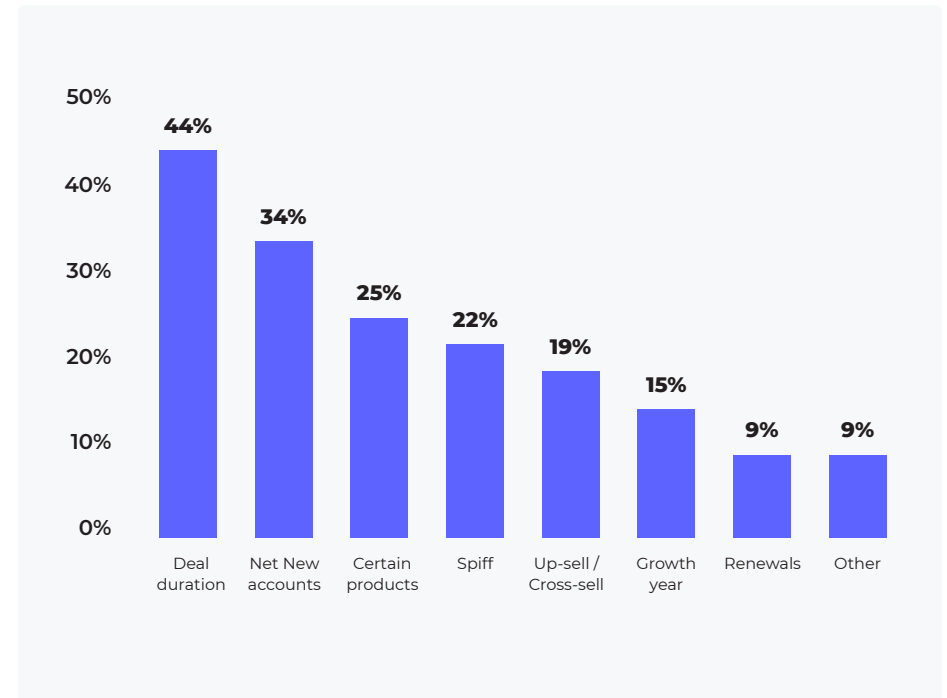
The most common strategic reasons to use multipliers is to extend contract length, obtain new accounts/markets, or promote new/strategic products.

The practice of multipliers needs to be reassessed on regular basis as it adds complexity to the sales incentive plan.

Does your sales incentive plan use multipliers to accelerate quota retirement or incentives?



What do you pay multipliers on? (Check all that apply)



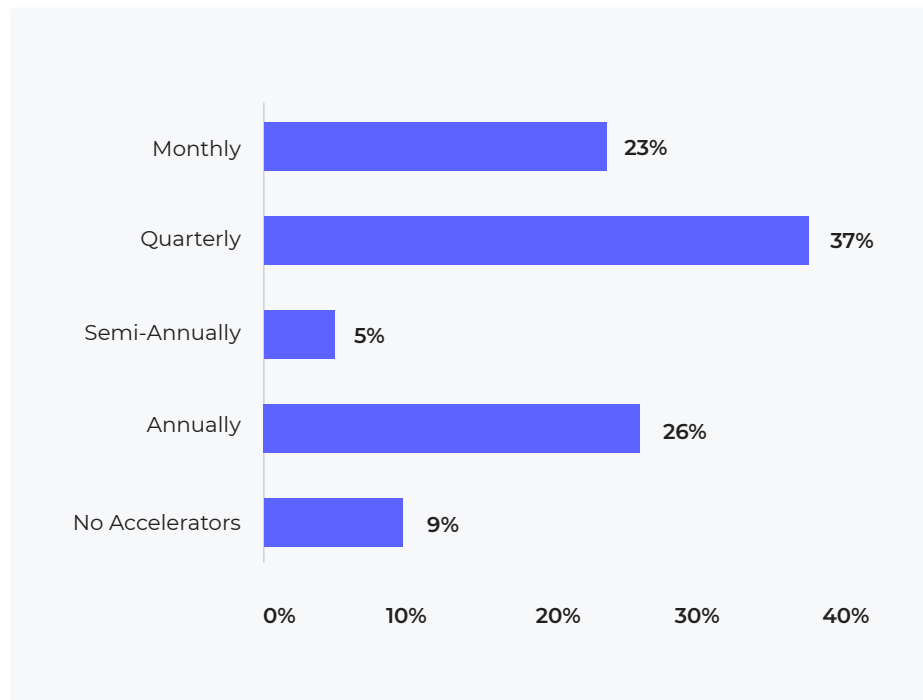
Plan Design: Accelerators

Sellers are eligible for accelerated rates of incentive on varying time frames. Quarterly is the most common approach as it aligns with the sales cycle and compensation payout.

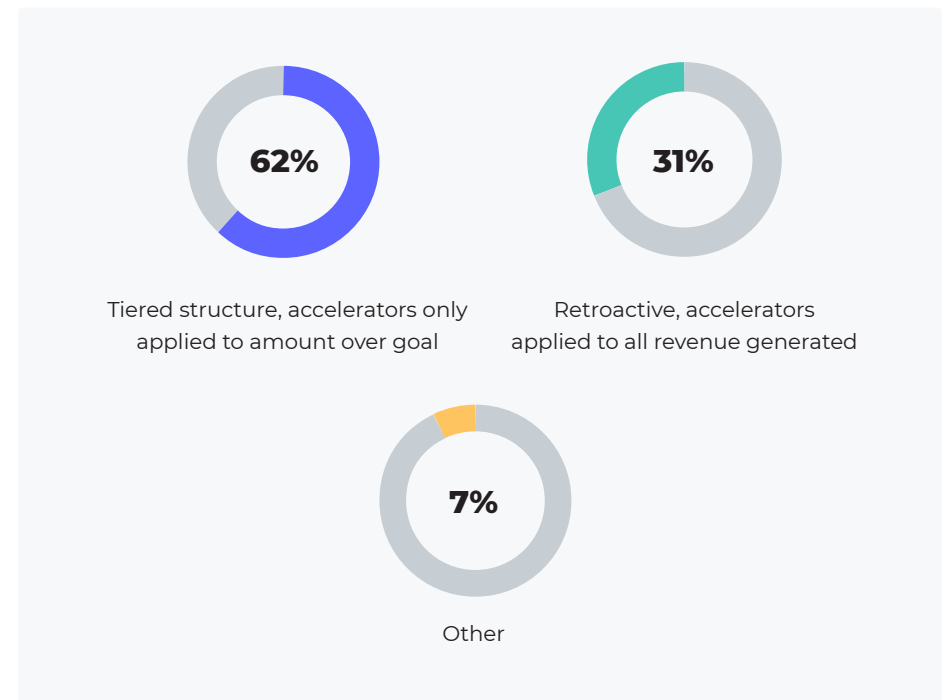
The most common approach to applying accelerators is through a tiered structure. This allows for only net dollars above a specific goal to be eligible for the higher rate.

Only 1/3 of companies apply the acceleration on the full amount.

Accelerator Frequency



How are accelerators paid?



Plan Design: Multi-Year Deal Compensation

76%

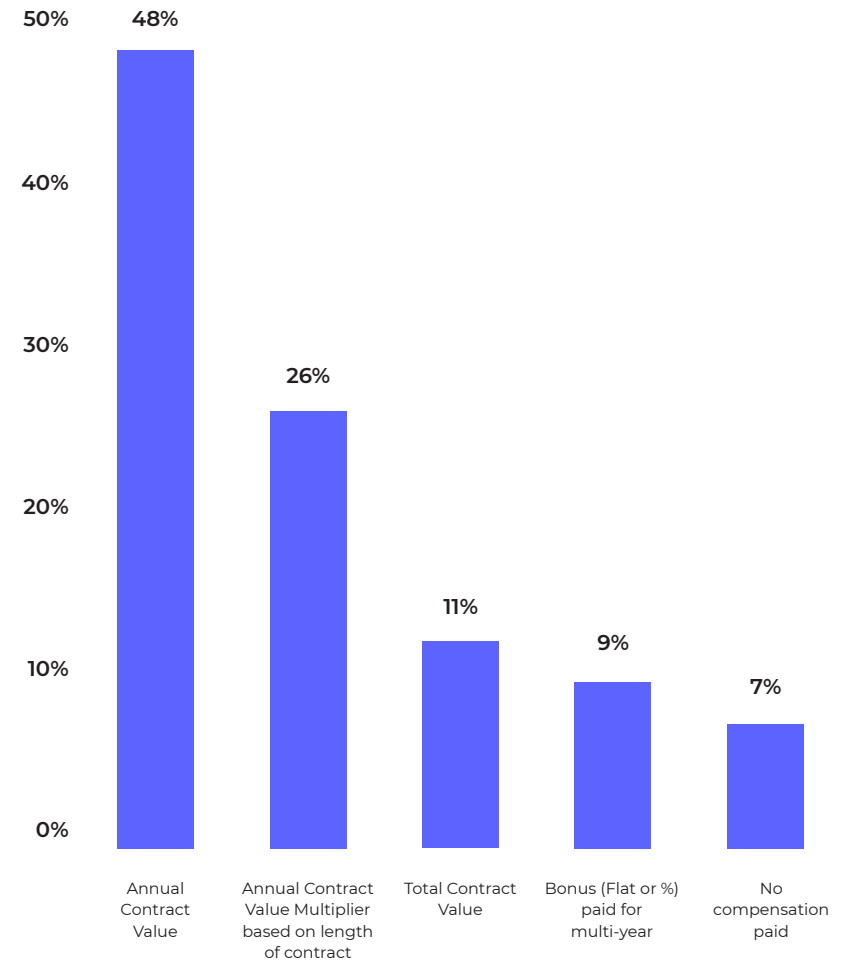
use ACV in some capacity to determine compensation on multi-year deals

1.5x

is average multiplier on contracts >12 months. Multipliers on multi-years range from 1.15x – 1.75x on two-year deals and 1.1x – 2.5x on three-year deals

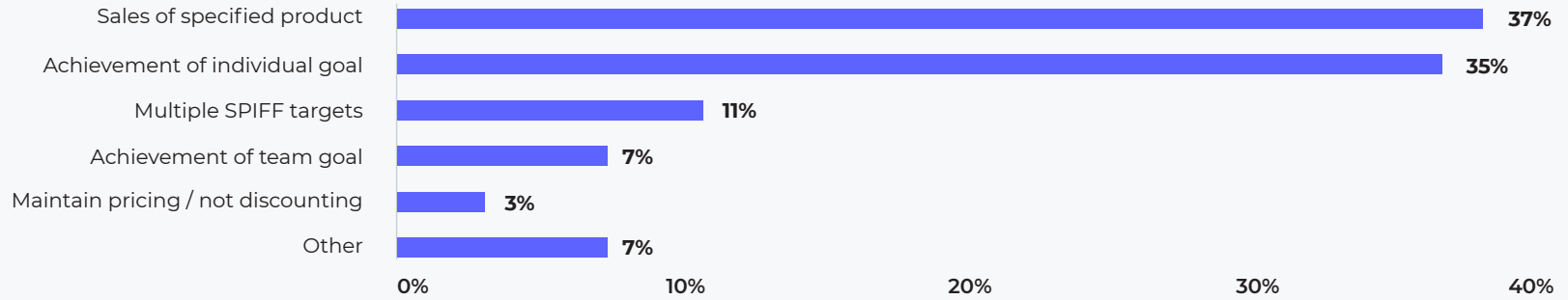
<40%

contracts signed are greater than 12 months

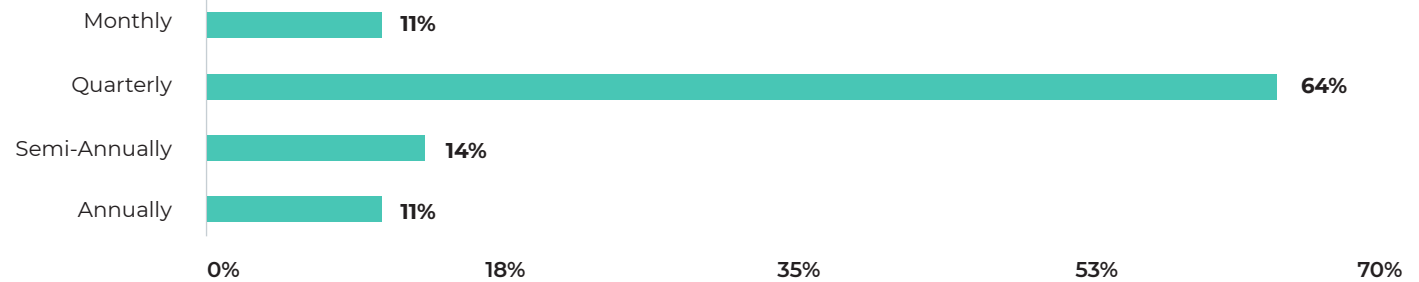


Plan Design: SPIFFS

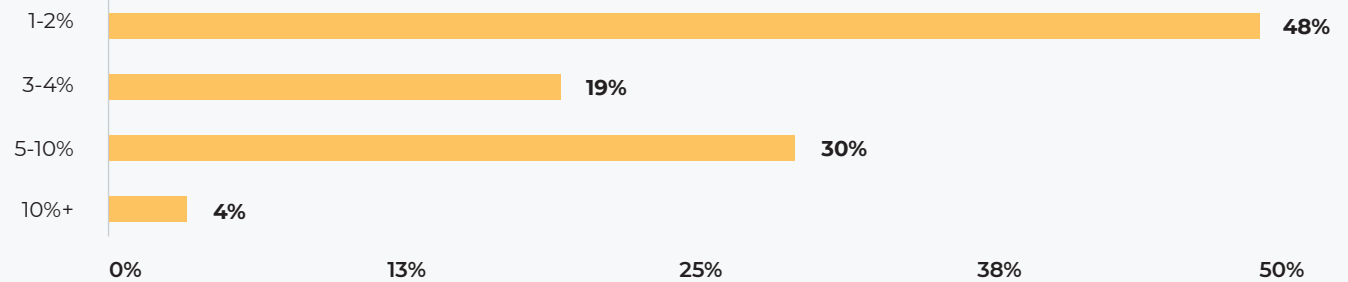
Why SPIFFs?



SPIFF Frequency

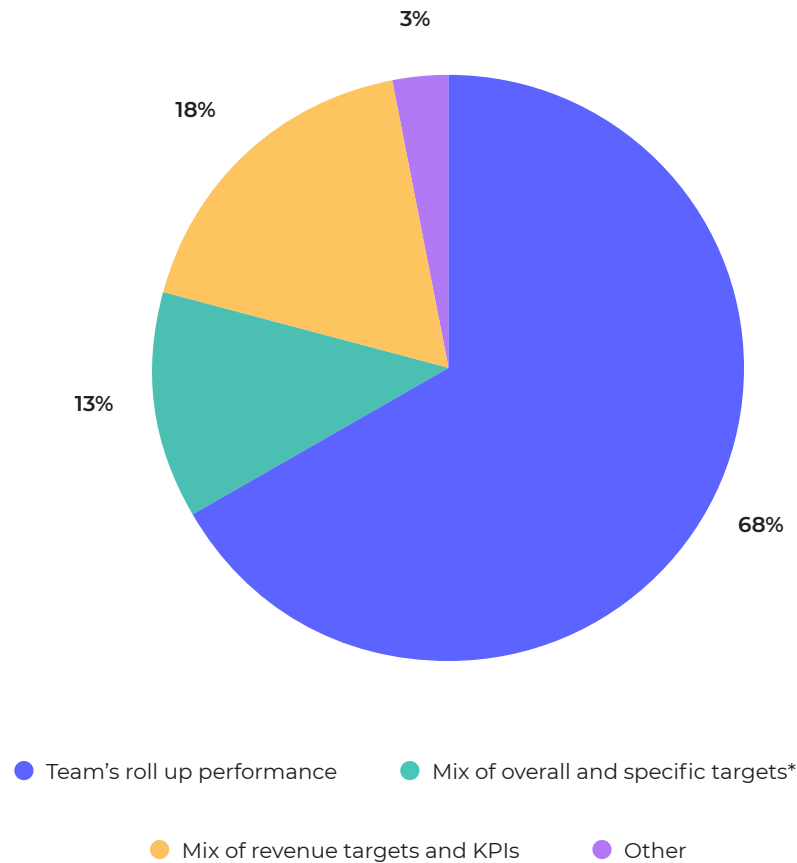


Percentage of Total Incentive Budget for SPIFFs



Plan Design: Front Line Managers

Which of the following best describes your front-line sales manager plan?



65%

Sales incentive based

32%

Have managers with Hybrid teams[^]

17%

Mix of sales and non-sales incentive compensation

Sales Credit: Recognition & Payout Period

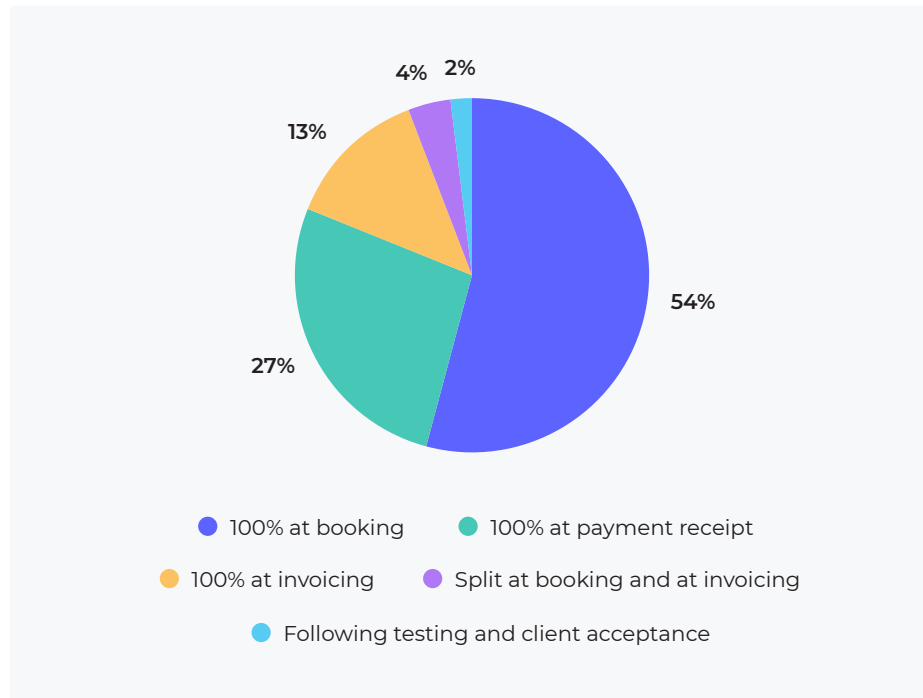
More than half of respondents pay for the sale at booking, leaving the company at risk if the invoice is not paid. Yet only 39% of respondents issue claw backs in their incentive plans

Over the past 2 years, there has been a shift to credit upon payment receipt (27%). This policy works more effectively for shorter revenue cycles.

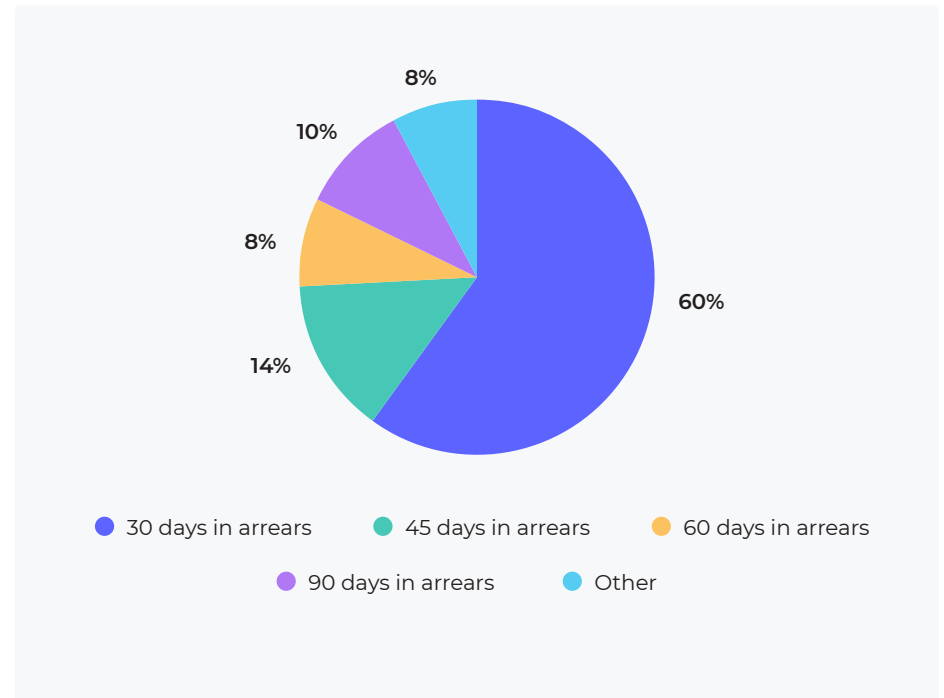
Processing incentive payments within 30 days has become the norm and expectation.

Delaying incentive payments longer than 60 days can lead to a disconnect between work and reward.

When do you credit quota retirement for the sale?



When do you process the payment of incentives?



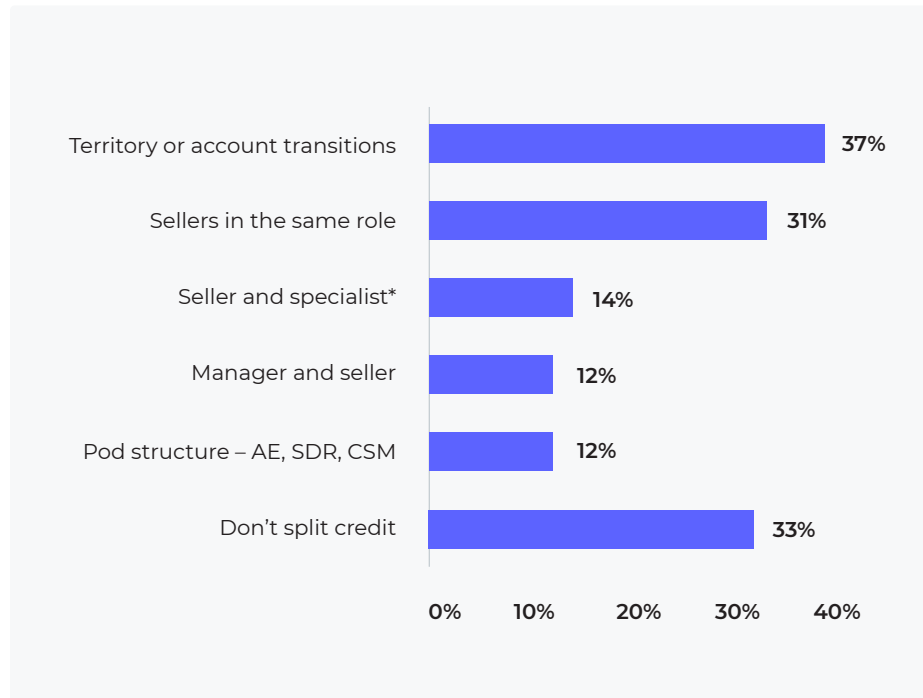
Sales Credit: Splits

Almost 1/3 of participants do not split sales credit and/or have no split policy.

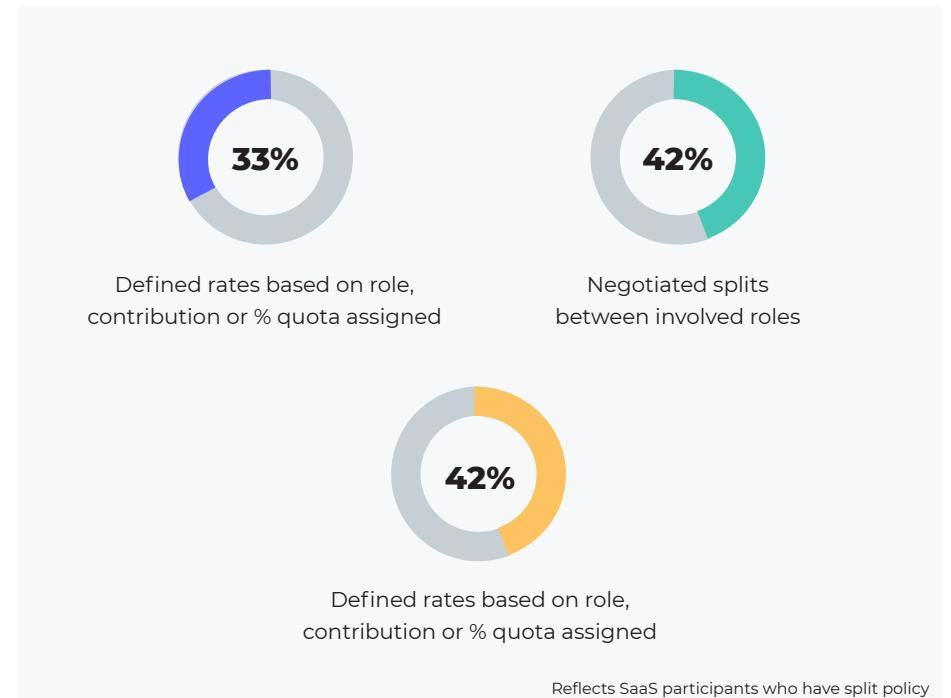
Splitting credit is commonplace, who gets the split credit is not. For those participants, that do split credits it is primarily due to territory and/or account changes as relationships transition. There is an increase in splits for collaborative sales between reps.

Very few SaaS participants have a specific criterion to determine splits. Most respondents determine splits on a situational basis. Allowing the involved reps negotiate splits allows management to stay unbiased but can lead to awkward situations where imbalances of seniority and negotiation skills can create tension.

When do you split sales credit? (Check all that apply)



How are splits determined? (Check all that apply)



Sales Credit: Early Renewals

The policy on handling early renewals has received a lot of attention in the last few years. There is mixed reaction on recognizing early renewals.

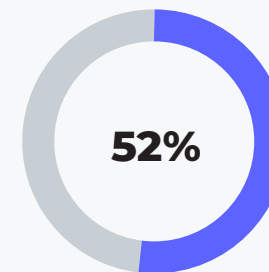
Surprisingly, the majority of participants do not recognize early renewals at this time and/or treat early renewal the same as standard renewal. For those companies that do recognize early renewals, the AE and assigned CSM are most likely to receive credit.

Who Receives Credit for Early Renewals?

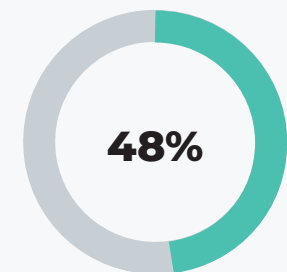
No credit for early renewal	50%
AE receives credit	14%
CSM rep receives credit	12%
AM receives credit	8%
Multi-credit between roles (AE and CSM)	8%
CSM team receives credit	4%
Other	4%

For the participants that have specific early renewals policies, the amount of credit is split between new contract only vs. the net of the new contract and original contract. In some cases, the quota is adjusted to incorporate the new contract.

How is early renewal credit determined?



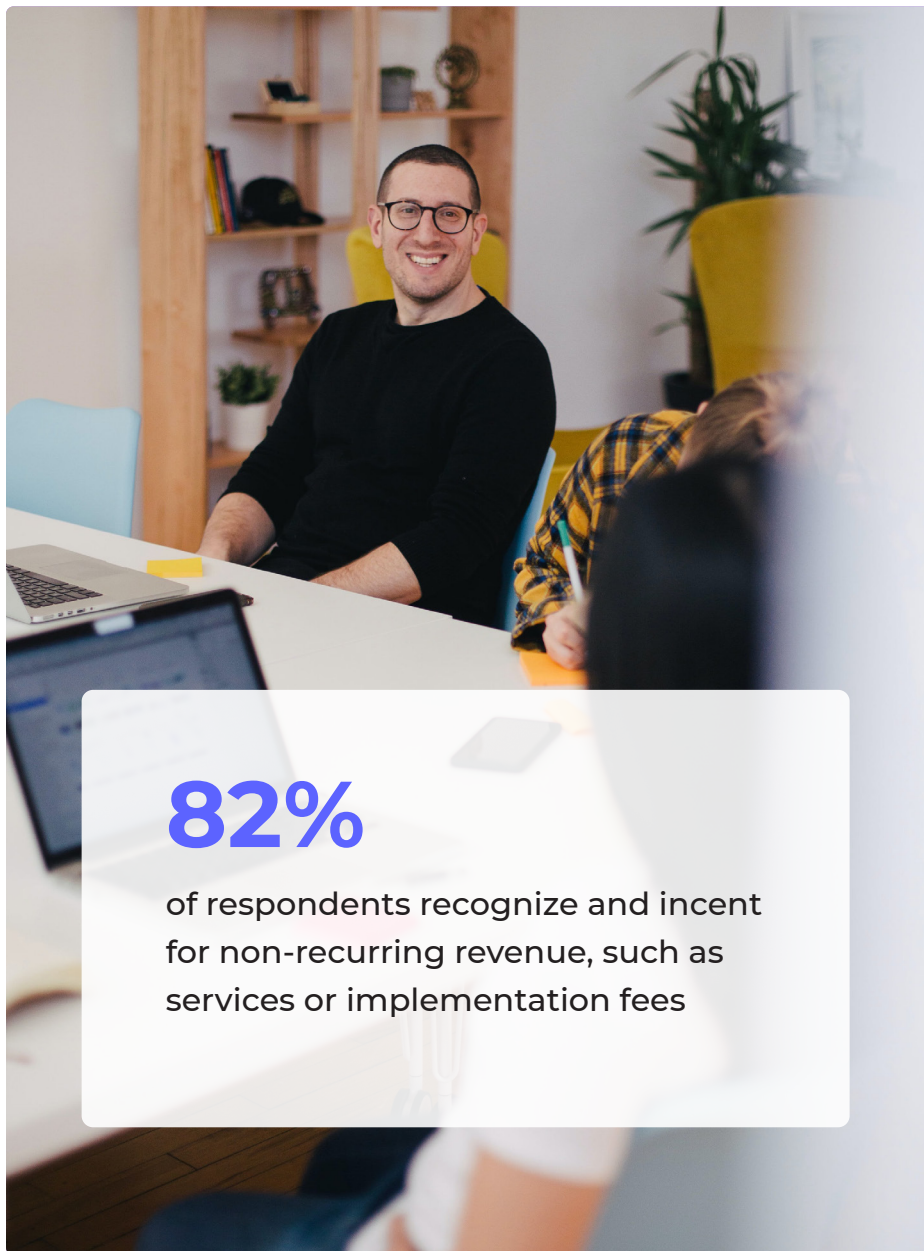
New Contract Only



New Contract Less Remaining Contract

Reflects SaaS participants who recognize/pay for early renewals only

Sales Credit/Comp: Non-Recurring Revenue



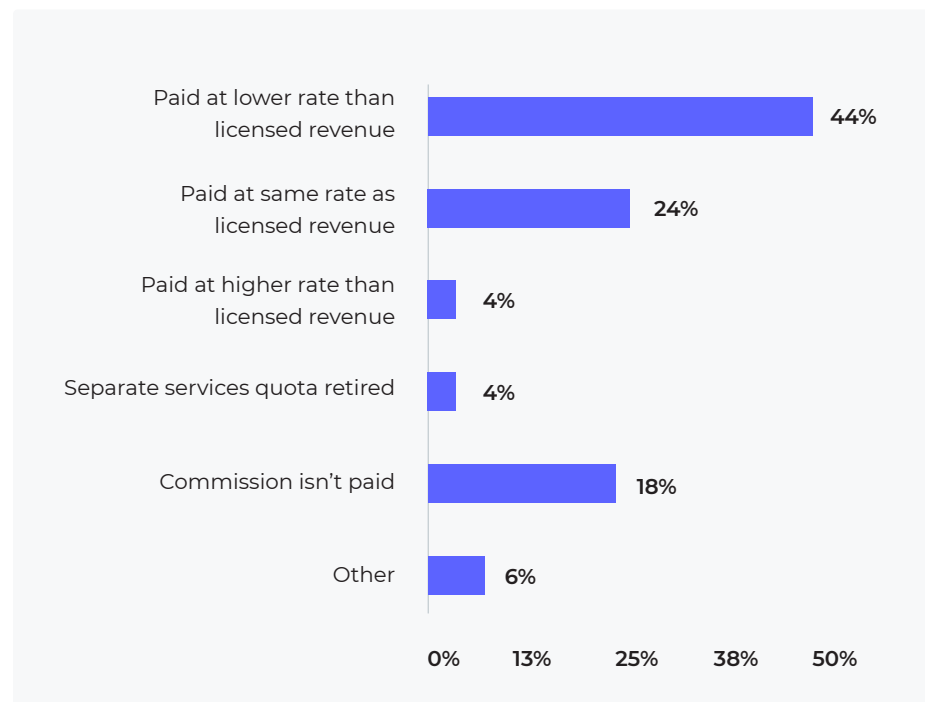
82%

of respondents recognize and incent for non-recurring revenue, such as services or implementation fees

As SaaS companies continue to expand their product offerings, the question of how to compensate non-recurring offerings such as professional services, implementation fees.

Similar to renewals, non-recurring review is often paid at a lower commission rate than recurring revenue.

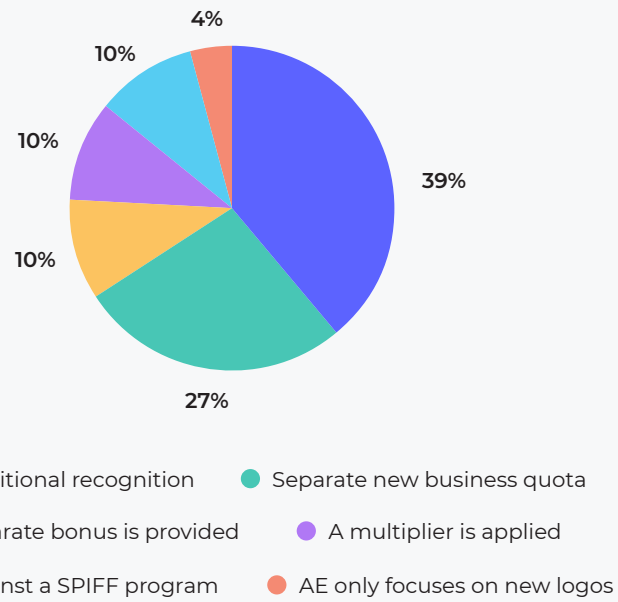
Commission on Services Revenue



Sales Credit: New Logos

Almost 40% of Account Executives do not receive any additional recognition for new customer logos (a \$ of revenue is the same regardless the type of customer).

New Logo Sales Credit



83%

of respondents with >\$100k ACV offer no additional compensation for new logos

31%

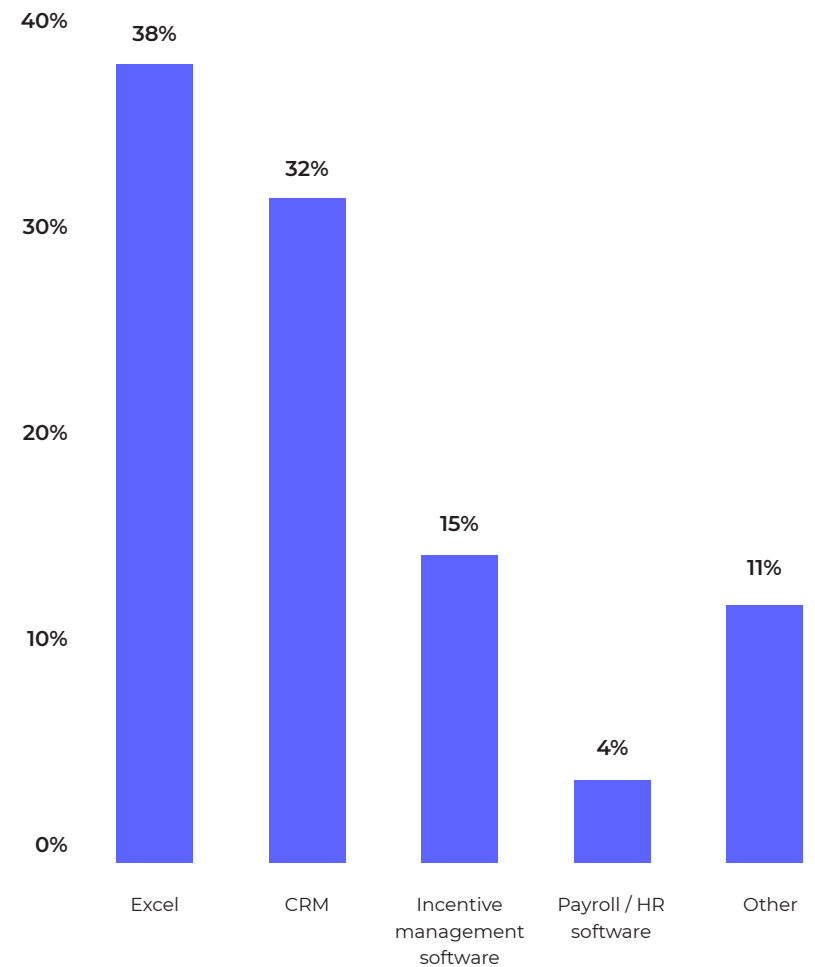
of respondents with <\$25k ACV offer no additional compensation for new logos

Sales Crediting: Tools

Excel and CRM easily outpace any other workflow tool to capture sales crediting, likely due to familiarity and legacy

75%

of companies with a sales force <200 use Excel or CRM to administer sales crediting

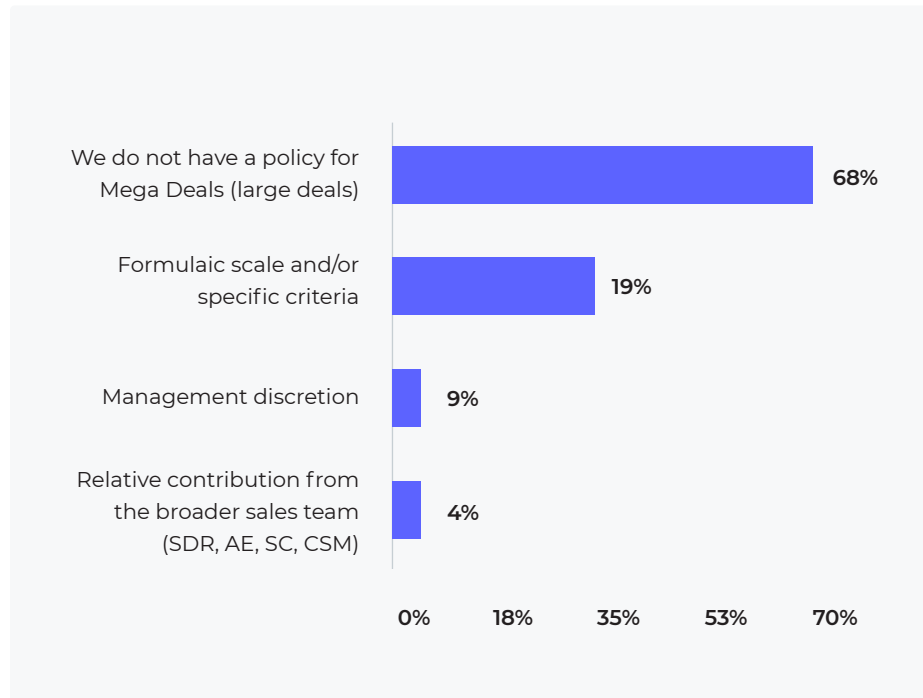


Policy: Mega Deals

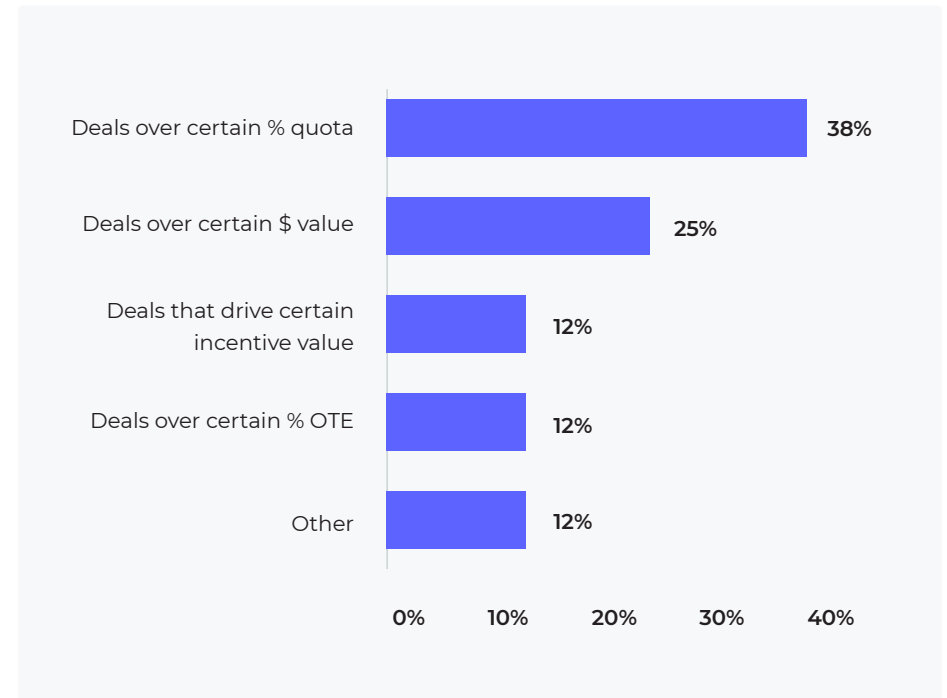
The definition of Mega Deal varies from company to company. Companies with >\$50k ACV deals are significantly more likely to have an established Mega Deal policy.

Those companies with have defined criteria often consider a Mega Deal as % of individual's quota (i.e. 50+%) or a deal with a specific dollar amount (>\$500K ACV)

How do you pay on Mega Deals?

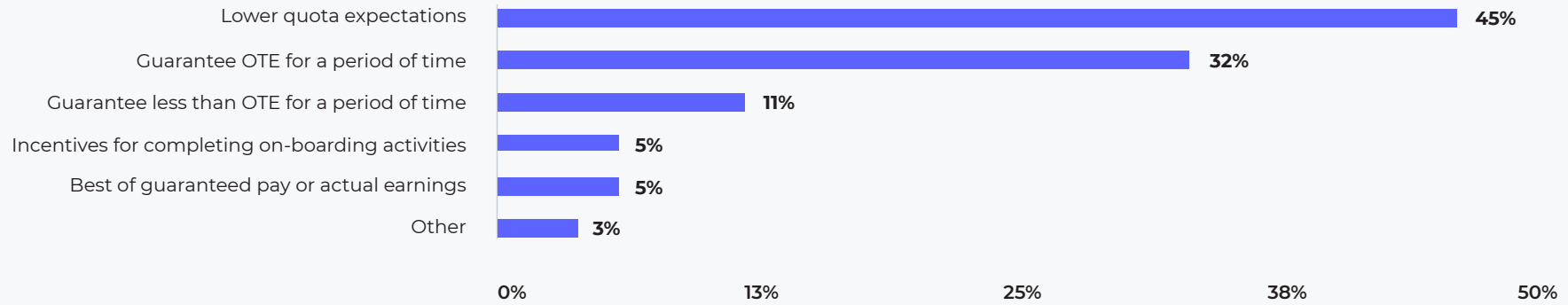


If you use specific criteria, what criteria makes a Mega Deal?

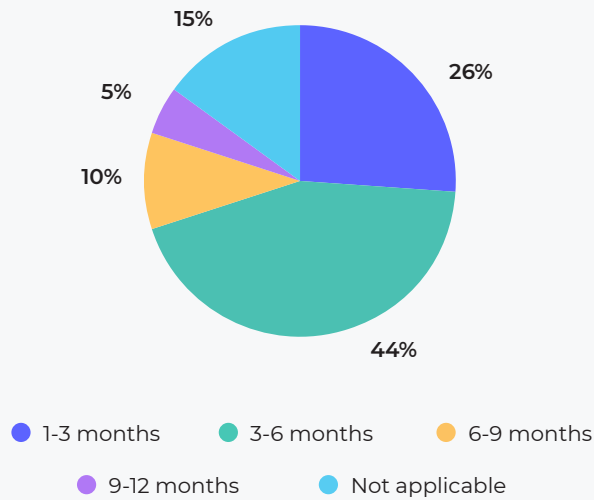


Policy: New Hire Ramp

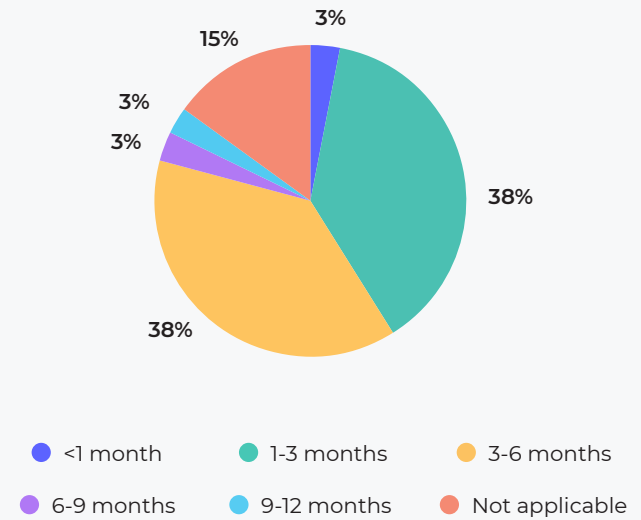
New hire compensation adjustment



Quota adjustment period

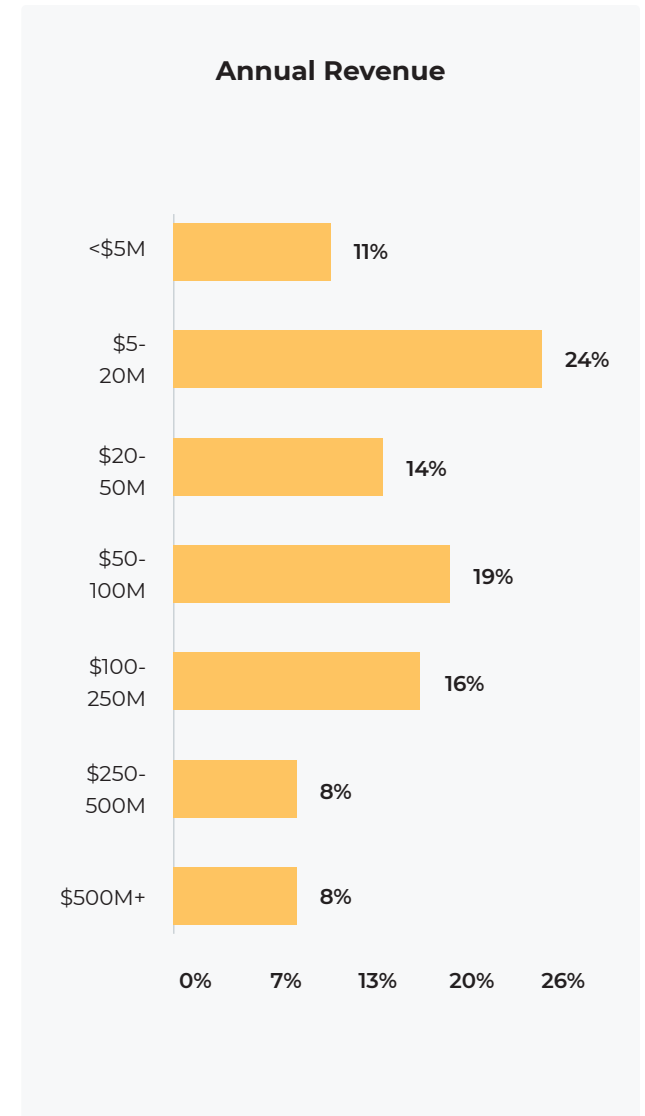
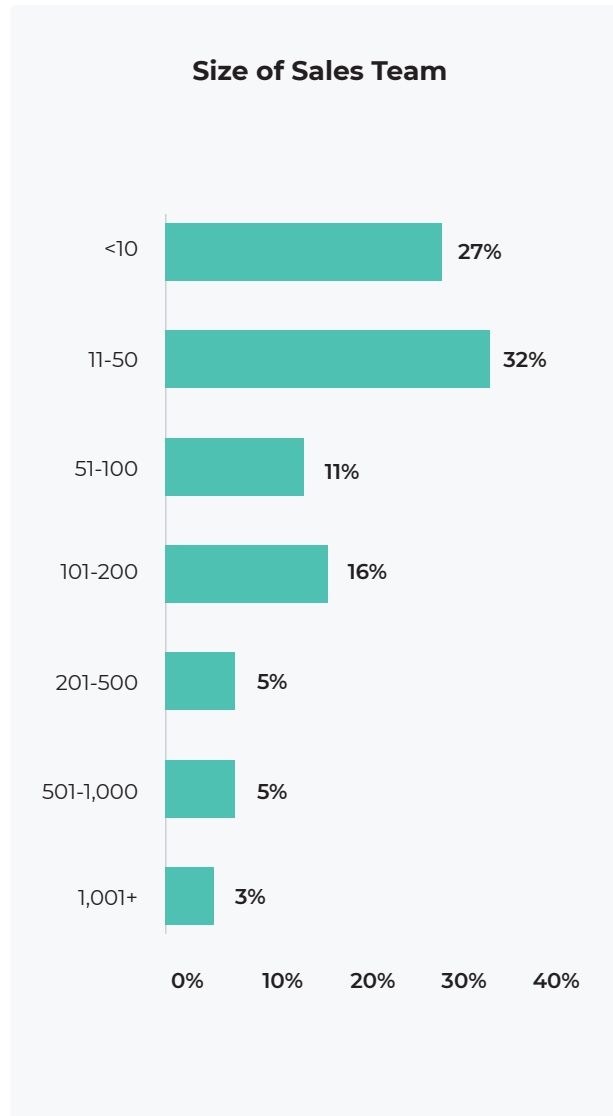
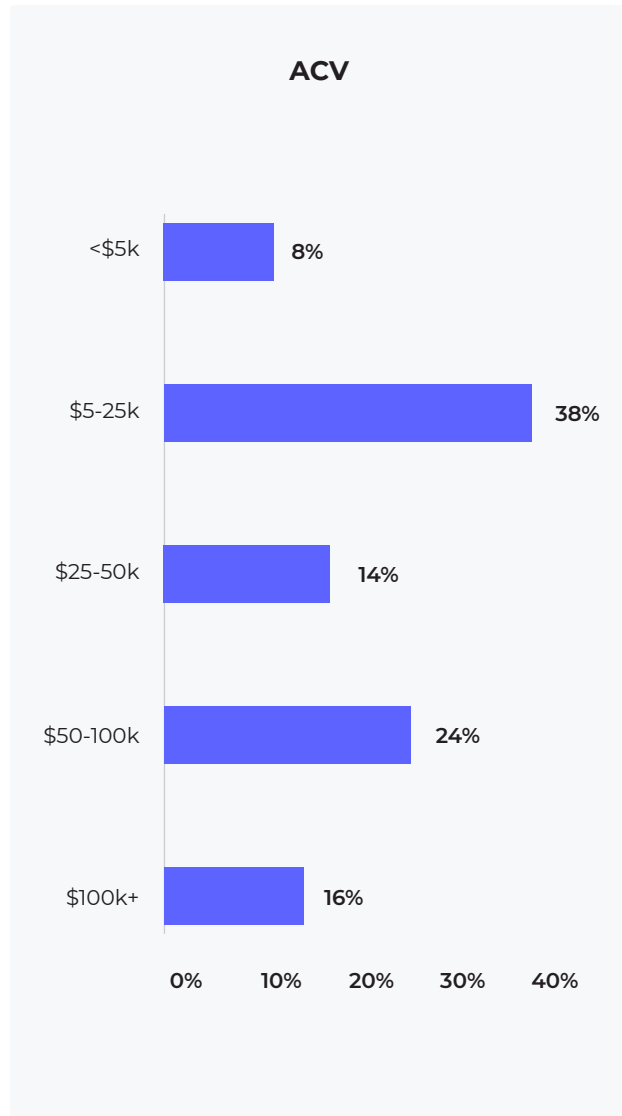


Compensation adjustment period



Participant Demographics

- Survey was conducted in December 2020 via online survey tool
- 93 participants from broad spectrum of companies





If you're inflexible or resistant to change, 2020 isn't the year for you.

COVID has had a direct impact on SaaS sales practices

The pandemic and the shift to virtual selling has highlighted so many challenges for organizations and is forcing a reckoning. For many teams, COVID has put a new spotlight on known, but long-ignored gaps in their sales compensation.

SaaS companies are no longer waiting for their annual review to tweak their compensation plans and policies. Questions continue to arise about plan design, sales crediting, and quota setting.

The Brevet Group and SPIFF are having these conversations every day within the industry and are here to help you design and formalize your sales compensation plans and policies. We also have a network of your counterparts, who are looking to share ideas with you.

Contact Us:



www.thebrevetgroup.com

Info@thebrevetgroup.com

